

















LED ENERGY: COMPARAZIONE CON LA TRADIZIONALE LAMPADA
LED ENERGY: COMPARATIVE ANALYSIS WITH TRADITIONAL LAMP

LED ENERGY 	TRADITIONAL LAMP	LED ENERGY 	TRADITIONAL LAMP
<p>T8 LED Lumina 50.000H</p>  <p>9W → 18W 18W → 36W 24W → 58W</p> <p>-50% ENERGY</p>	<p>T8 8.000H</p> 	<p>C.VENTO B.T.CANDLE LED Ambiente E14 - 25.000H</p>  <p>5W → 40W</p> <p>-85% ENERGY</p>	<p>C.VENTO B.T.CANDLE STANDARD E14 - 1.000H</p> 
<p>PAR 56 LED Lumina 25.000H</p>  <p>27W → 300W</p> <p>-85% ENERGY</p>	<p>PAR 56 STANDARD 1.000H</p> 	<p>GLOBO LED Ambiente BALL LAMP LED E27 - 30.000H</p>  <p>9W → 60W 10W → 60W 16W → 100W</p> <p>-85% ENERGY</p>	<p>GLOBO STANDARD E27 - 1.000H</p> 
<p>GOCCIA LED Ambiente STANDARD LAMP LED E27 - 25.000H</p>  <p>6W → 60W 8W → 80W 10W → 100W</p> <p>-85% ENERGY</p>	<p>GOCCIA STANDARD STANDARD LAMP E27 - 1.000H</p> 	<p>R7s LED Lumina R7s - 30.000H</p>  <p>5W → 60W 10W → 100W</p> <p>-85% ENERGY</p>	<p>R7s ALOGENA / HALOGEN R7s - 2.000H</p> 
<p>SFERA LED Ambiente BALL LAMP LED E14/E27 - 25.000H</p>  <p>5W → 40W</p> <p>-85% ENERGY</p>	<p>SFERA STANDARD BALL LAMP STANDARD E14/E27 - 1.000H</p> 	<p>GU10 Lumina GU10 - 30.000H</p>  <p>4W → 35W 7W → 50W</p> <p>-85% ENERGY</p>	<p>STANDARD 1.000H</p> 
<p>OLIVA CANDLE LAMP LED Ambiente E14 - 25.000H</p>  <p>5W → 40W</p> <p>-85% ENERGY</p>	<p>OLIVA CANDLE STANDARD E14 - 1.000H</p> 	<p>PAR30 Lumina E14 - 25.000H</p>  <p>11,5W → 75W</p> <p>-85% ENERGY</p>	<p>LUMINARIA STANDARD E14 - 1.000H</p> 

LED